



HYDZ[®] MESSRS :

SPECIFICATION FOR APPROVAL

产 品 规 格 书

DESCRIPTION : SMD BUZZER
PART NO. : HYG9025A
USER' S PART NO. :
DATE : 2009. 03. 26
CUSTOMER APPROVED :

Approved By	Checked By	Made By

兴化市华宇电子有限公司

地址：兴化市陈堡工业区
电话：0523-83723110
传真：0523-83723118
E-Mail:china_hydz@163.com

HYG9025A

DATE:2009.03.26

1 . Electrical Characteristics

VER .:0

Oscillation Frequency (Hz)	2700
Operating Voltage (Vp-p)	2.5 ~4.5
Rated Voltage (Vp-p)	3.6
Current Consumption (mA/max.)	100 at Rated Voltage
Sound Pressure Level (dB/min.)	85 at 10cm at Rated Voltage
Coil Resistance (Ω)	16 ± 3
Operating Temperature ($^{\circ}\text{C}$)	-30 ~ +70
Storage Temperature ($^{\circ}\text{C}$)	-40 ~ +85

PS : Vp-p=1/2duty , square wave

2 . Typical Frequency Response Curve

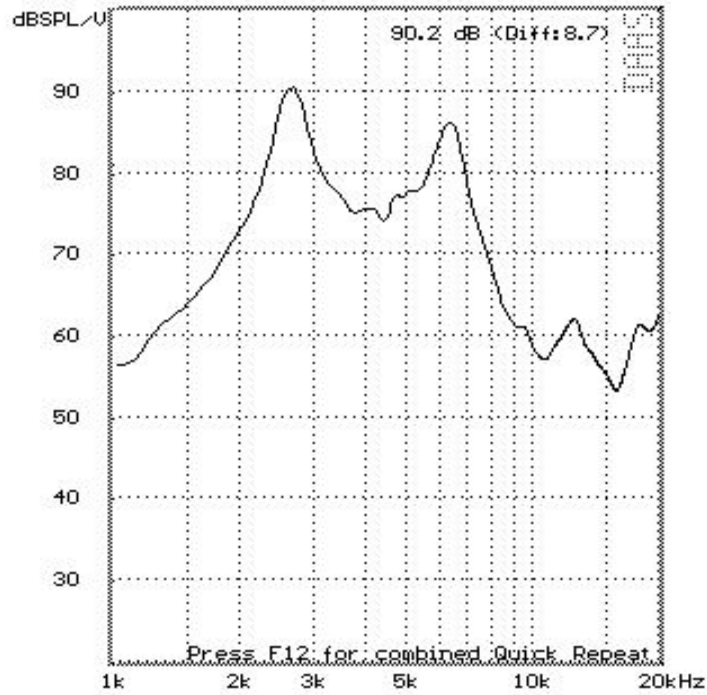
ESC End

D A S Frequency Response

i

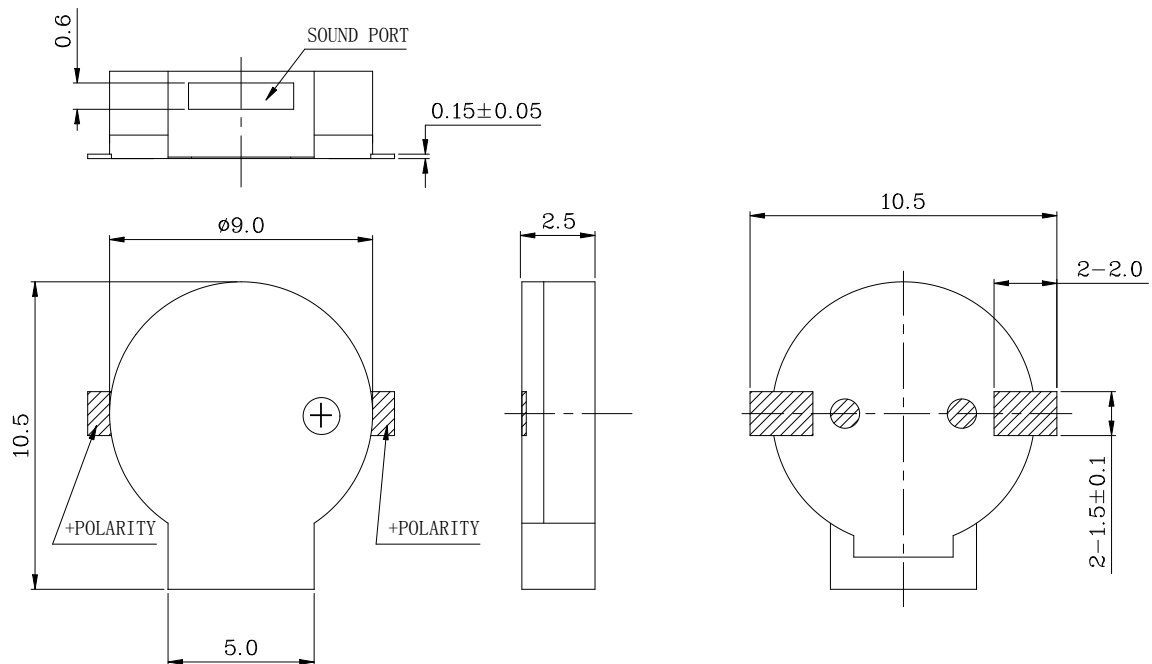
Distance Loudsp.- Mic.: 10.0 cm

M0:



3 . Dimensions and Material

3-1 Shape

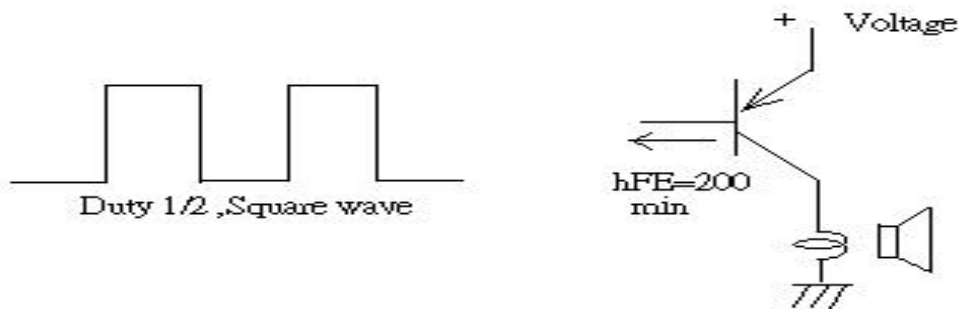


Unit : mm Tol: ± 0.3

3-2 Material

Housing	LCP plastic resin (Color : Black)
Leading Pin	Tin Plated Brass
Weight (Gram)	0.8

4 . Recommend Driving Circuit



The base current I_b should high enough so that it saturates the collector current of the transistor with the CB load.

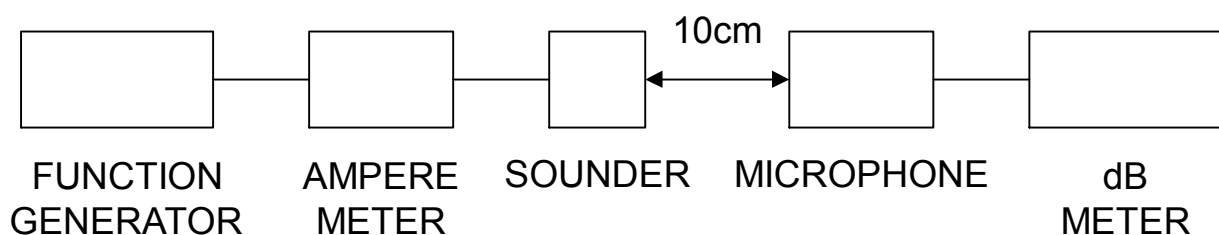
5. TESTING METHOD

· *Standard Measurement conditions*


Temperature: $25 \pm 2^\circ\text{C}$ Humidity: 45-60%

· *Acoustic Characteristics*

The oscillation frequency, current consumption and sound pressure are measured by the measuring instruments shown below.



In the measuring test, buzzers is placed as follows:



6. RELIABILITY

ITEMS	METHOD OF TEST AND MEASUREMENTS	PERFORMANCE
<i>Coldness withstanding</i>	<i>After 98 hours of being exposed to -30 °C environment, should be returned to normal environment for 2 hours, then re-proceed to test.</i>	<i>No abnormality shall exist</i>
<i>Hotness withstanding</i>	<i>After 98 hours of being exposed to +80 °C environment, should be returned to normal environment for 2 hours, then re-proceed to test.</i>	<i>No abnormality shall exist</i>
<i>Humidity</i>	<i>After 98 hours of being exposed to 40 °C 95%RH</i>	<i>No abnormality</i>

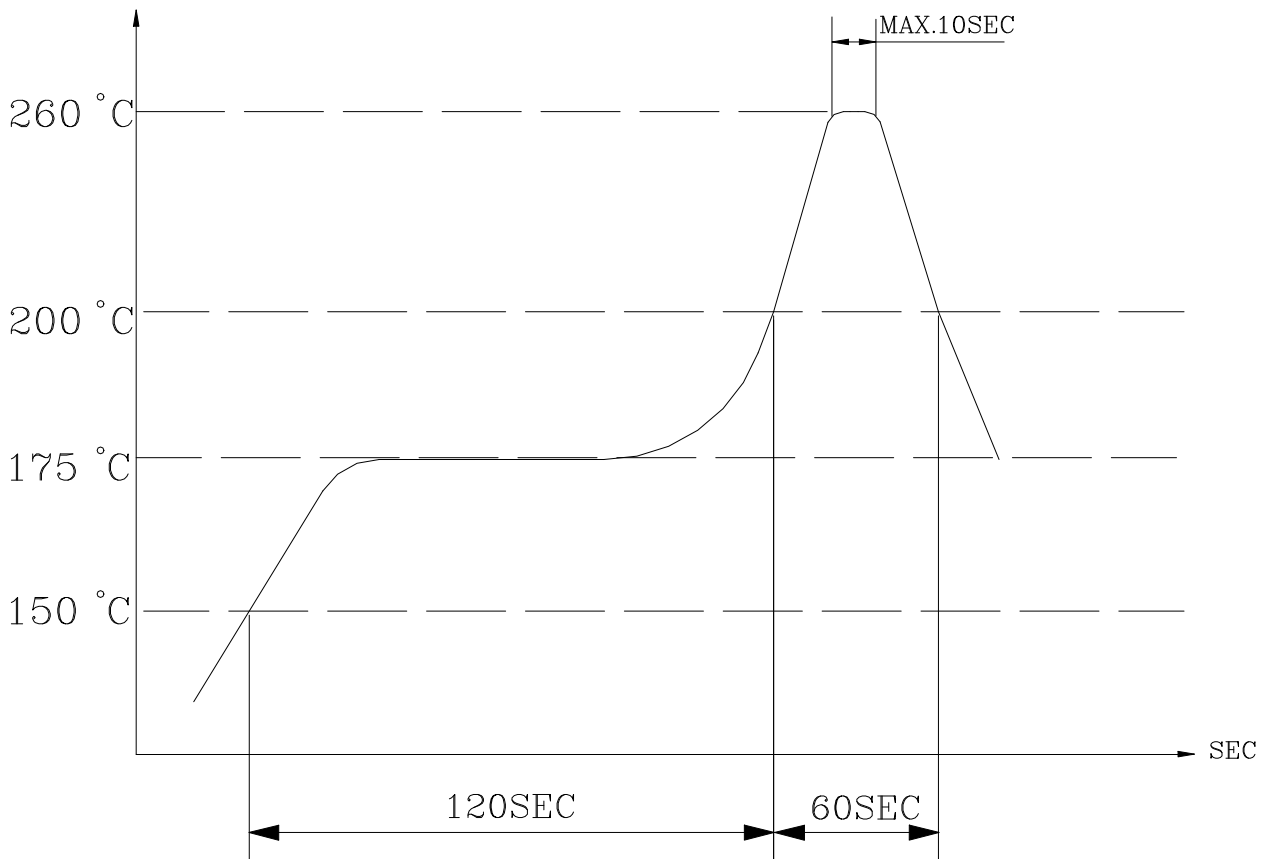
<i>withstanding</i>	<i>environment in actual operation, should be returned to normal environment for 2 hours, then re-proceed to test.</i>	<i>shall exist</i>
<i>Durability</i>	<i>Testing after 1,000 hours actual continuous operation. (at standard measurement conditions)</i>	<i>No abnormality shall exist</i>
<i>Drop withstanding</i>	<i>A natural drop from 75cm high down to the ground.</i>	<i>No abnormality shall exist</i>
<i>Vibration withstanding</i>	<i>Vibration of 2,000 cycles per minute, 2mm amplitude, applied in X, Y and Z directions for 30 minutes each.</i>	<i>No abnormality shall exist</i>

7. Soldering Condition

(1) Recommendable reflow soldering condition is as follows
(Reflow soldering is twice)

Note: It is requested that reflow soldering should be executed after heat of product goes down to normal.

TEMPERATURE



Heat resistant line

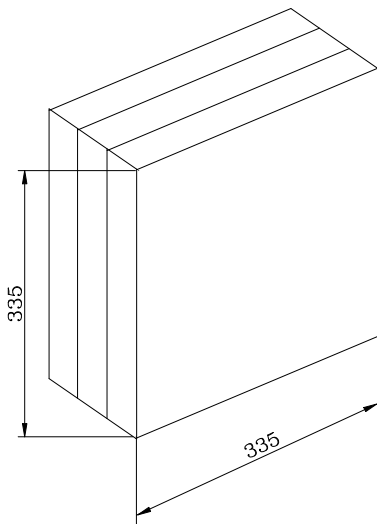
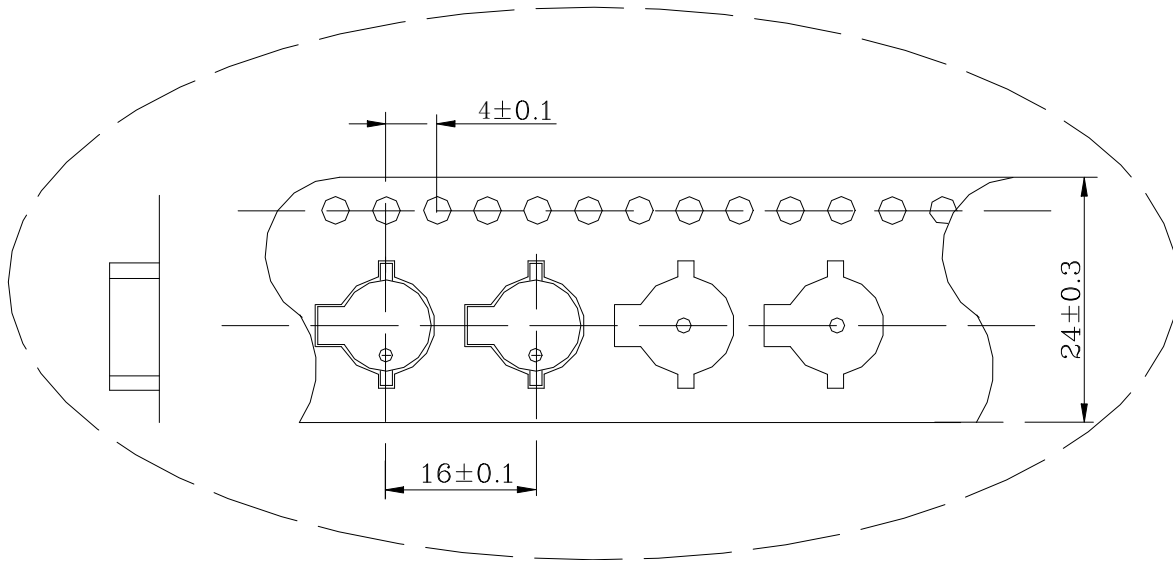
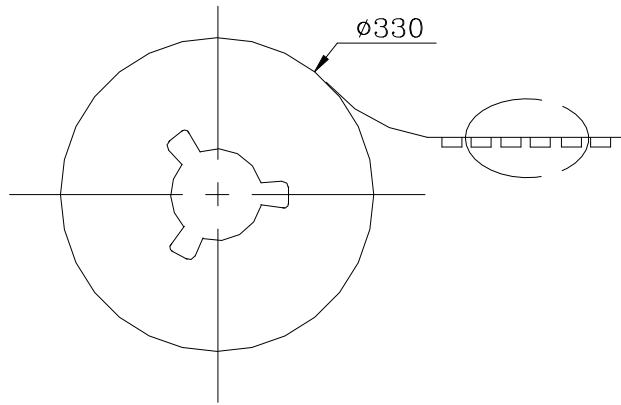
(Used when heat resistant reliability test is performed)

(2) Manual soldering

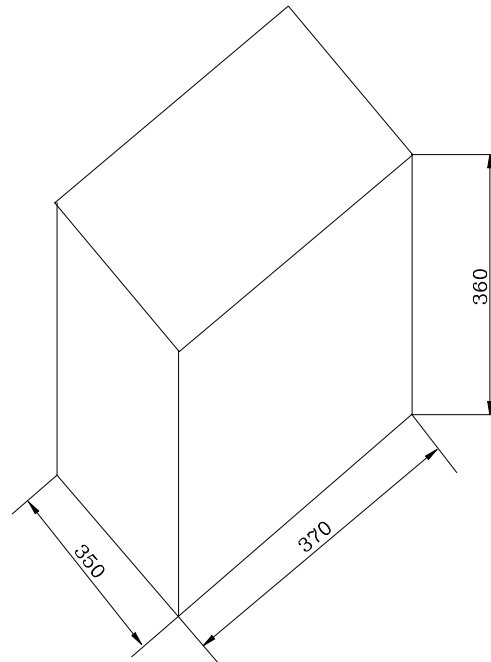
Manual soldering temperature 350° C within 10 sec.

8. PACKAGE METHOD

CARRIER REEL
1000 PCS BUZZER



INNER BOX
1 ROLL CARRIER REEL



CARTON BOX
10 INNER BOX
10K PCS BUZZER

Unit:mm